

AJJ-DX1-DTP

MobileRay.

Mobile digital radiography designed to conveniently transfer between isolation wards ICU, operation room, radiography department etc.



Clinically validated




Induction type electric power assist



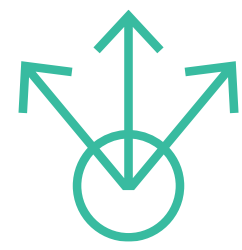
300 kHu anode heat capacity



30km battery endurance



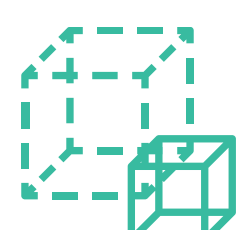
1200 times continuous exposure (max)




Scattered x-ray suppression



One-click unlocking



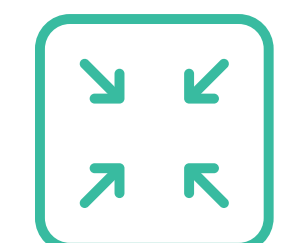
High-resolution images




Automated functions



One-hand push system



Body size: 580 mm



Wide-angled rotation

ThickeningLow Dose
Coating of CSIExposure Mode
High-Definition and Sharp Images




+ 315 degrees wide angle positioning



+Pressure spring guided wheels provides strong electric power assist function for slopes



+Slim enough for passage way push with one hand



+ 19 inches touch screen
+ Quick imaging with 2.4 transfer speed



+ Image Stitching
+ Scattered X-Ray Suppression



+Delayed, long distance extended cable exposure. Remote and safe exposure



+ Ultra high-resolution wireless detector 3.6lp/mm to show more details of bones and tissues



+Standby sleep mode extends standby time by 30%



+Fast and precise laser positioning with automatic SID measurement

+ High anode heat capacity of x-ray tube with large output power of high frequency generator

+HD camera and voice recording system to support long-distance, visual operation and voice-guided positioning

